




Crayon


New Sound: a

Lesson 7





a a a

1



2



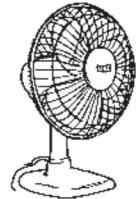




3





a





Words

for
many
some
do

ome

o




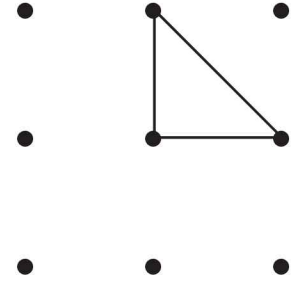
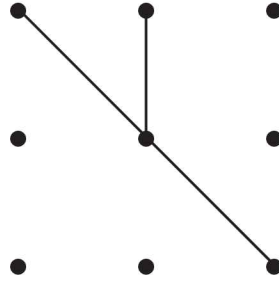
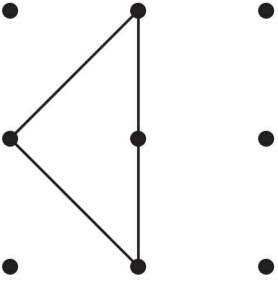
any

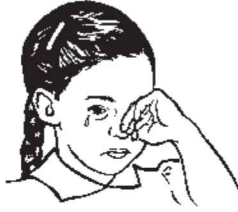
or



some

many






Handwriting practice lines (top, dashed middle, bottom) for the mouse illustration.

Handwriting practice lines (top, dashed middle, bottom) for the girl illustration.

Handwriting practice lines (top, dashed middle, bottom) for the feet illustration.



$$\begin{array}{r} | \\ + 4 \\ \hline 5 \leftarrow \end{array}$$



Handwriting practice lines (top, dashed middle, bottom) for the scarf illustration.

Handwriting practice lines (top, dashed middle, bottom) for the math problem.

Handwriting practice lines (top, dashed middle, bottom) for the campfire illustration.

