

# 8



- Count by 10's from 26 to 126.
- Practice your J and  $\times 2$  flash cards for 5 minutes.
- Do Speed Drill 8 on page 68.
- Record your score in the graph on page 64.

**I passed the pretest in Lesson 7.**

Now I will do the pretest on pages 28, 29.

I may also do *Extra Activity Sheet* (1, 2, 3, 4, 5, 6, 7).

**I did not pass the pretest in Lesson 7.**

I will do all of Lesson 8.

---

## Practice Set – Measures

---

**Write the answers.**

1. 1 quart = \_\_\_\_\_ pints

1 pint = \_\_\_\_\_ cups

1 yard = \_\_\_\_\_ feet

1 quart = \_\_\_\_\_ cups

1 foot = \_\_\_\_\_ inches

1 gallon = \_\_\_\_\_ quarts

1 dozen = \_\_\_\_\_ things

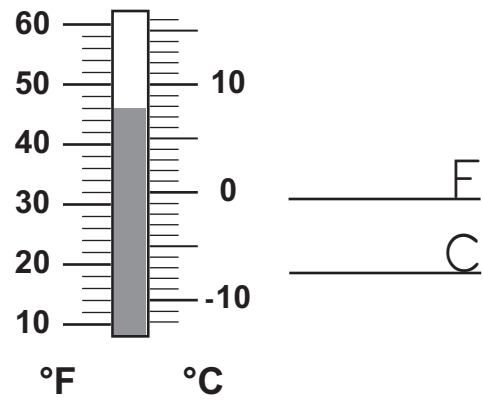
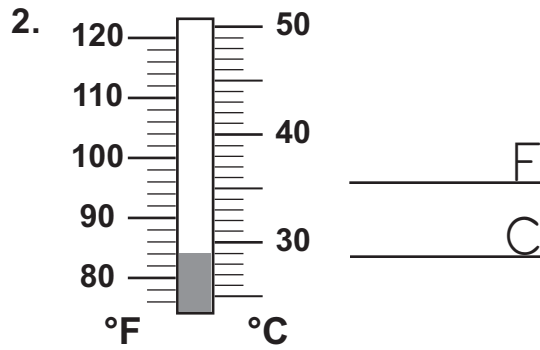
1 yard = \_\_\_\_\_ inches

1 meter = \_\_\_\_\_ centimeters

Celsius freezing temperature = \_\_\_\_\_

Fahrenheit freezing temperature = \_\_\_\_\_

Read the thermometers. Write the Fahrenheit and Celsius temperature.



Follow the directions.

- △ 3. Measure the width of your classroom with meters.

\_\_\_\_\_ meters

4. Measure each line segment with centimeters.



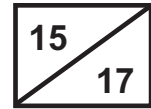
Measure the line segments to the half inch.

5. \_\_\_\_\_ inch

6. \_\_\_\_\_ inches

7. Measure the height in inches. \_\_\_\_\_ inches





# Pretest – Money



△ Read the money amounts aloud. (1 point each.) [4]

1. \$5.23      \$2.07      \$8.00      28¢

Write the money amounts with a dollar sign and decimal point. (1 point each.) [3]

2. four dollars and eighteen cents \_\_\_\_\_
3. twenty-three dollars and seven cents \_\_\_\_\_
4. eighty-six dollars \_\_\_\_\_

Write the cents with a cent sign. (1 point each.) [3]

5. sixteen cents \_\_\_\_\_
6. thirty-five cents \_\_\_\_\_
7. two cents \_\_\_\_\_





Show three ways to make 67¢. (1 point each numbered row.) [3]

Use only coins that are not marked with zero.

67¢


	quarters	dimes	nickels	pennies
△ 8.			0	
△ 9.	0			
△ 10.		0		

Count the money in each box. Write the amount on the blank. (1 point each.) [4]

<p>11. _____</p> 	<p>13. _____</p> 
<p>12. _____</p> 	<p>14. _____</p> 

Ask your teacher to look over this pretest and mark the boxes in Lesson 9 below.

# 9



- Count by 25's from 25 to 200.
- Practice your H and  $\times 10$  flash cards for 5 minutes.
- Do Speed Drill 9 on page 69.
- Record your score in the graph on page 64.

- I passed the pretest in Lesson 8.**  
 Now I will do the pretest on pages 32, 33.  
 I may also do *Extra Activity Sheet* (1, 2, 3, 4, 5, 6, 7).
- I did not pass the pretest in Lesson 8.**  
 I will do all of Lesson 9.

## Practice Set – Money

△ Read the money amounts aloud.

1.    \$12.50      \$7.08      \$.09      \$25.00      \$6.94      78¢

Write the money amounts with a dollar sign and decimal point.

2. seventeen dollars and three cents \_\_\_\_\_
3. ten dollars \_\_\_\_\_
4. fifty-two dollars and eight cents \_\_\_\_\_
5. seven dollars and forty-one cents \_\_\_\_\_
6. three hundred six dollars and four cents \_\_\_\_\_
7. sixty-four cents \_\_\_\_\_

Write the cents with a cent sign.

8. thirteen cents \_\_\_\_\_
9. nine cents \_\_\_\_\_
10. seventeen cents \_\_\_\_\_
11. sixty-three cents \_\_\_\_\_

Show three ways to make 21¢.

Use only coins that are not marked with zero.

21¢

	quarters	dimes	nickels	pennies
△ 12.	0		0	
△ 13.	0	0		
△ 14.	0			

Show three ways to make 43¢.

Use only coins that are not marked with zero.

43¢

△ 15.

△ 16.

△ 17.

quarters	dimes	nickels	pennies
	0		
0		0	

Count the money in each box. Write the amount on the blank.

18. \_\_\_\_\_



20. \_\_\_\_\_



19. \_\_\_\_\_



21. \_\_\_\_\_

